

SHREE NIDHI TRADING CO. LTD.

7, Lyons Range, 3rd Floor, Room No. 9 & 10, Kolkata-700 001
Phone : 033-3262 4539, E-mail: shreenidhico@yahoo.com.
CIN-L67120WB1982PLC035305

26th May, 2014

**To,
The Secretary,
The Calcutta Stock Exchange Association Ltd.,
7, Lyons Range,
Kolkata - 700 001.**

Dear Sir,

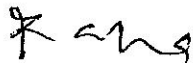
Re: Submission of Distribution Schedule

Pursuant to clause 35 of the Listing Agreement please find herewith a copy of "Shareholding Pattern" as on 31st March, 2014.

Kindly acknowledge receipt.

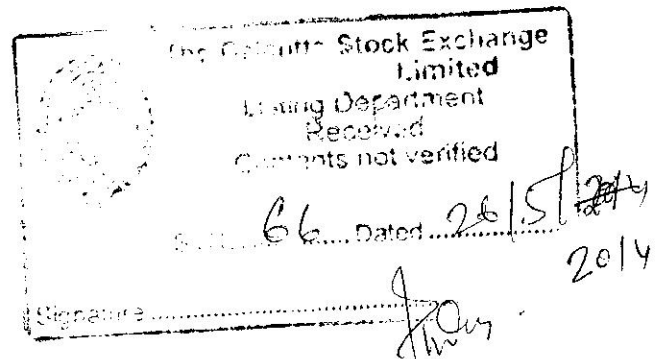
Thanking You,

Yours faithfully,
For Shree Nidhi Trading Co. Ltd.



Director

Encl: As above



(1)(a) Statement showing Shareholding Pattern

Name of the Company:

SHREE NIDHI TRADING CO. LTD.

Scrp Code, Name of the scrip, class of security:

29319, SHREE NIDHI TRADING CO. LTD, EQUITY

Quarter Ended

31.03.2014

Partly paid-up shares:-	No. of partly paid-up shares	As a % of total no. of partly paid-up shares	As a % of total no. of shares of the company
Held by promoter/promoter group	N.A.	N.A.	N.A.
Held by public	N.A.	N.A.	N.A.
Total	N.A.	N.A.	N.A.
Outstanding convertible securities:-	No. of outstanding securities	As a % of total No. of outstanding convertible securities	As a % of total no. of shares of the company, assuming full conversion of the convertible securities
Held by promoter/promoter group	N.A.	N.A.	N.A.
Held by public	N.A.	N.A.	N.A.
Total	N.A.	N.A.	N.A.
Warrants:-	No. of warrants	As a % of total no. of warrants	As a % of total no. of shares of the company, assuming full conversion of the warrants
Held by promoter/promoter group	N.A.	N.A.	N.A.
Held by public	N.A.	N.A.	N.A.
Total	N.A.	N.A.	N.A.
Total paid-up capital of the company assuming full conversion of warrants and convertible securities	7793700		

Shree Nidhi Trading Company Limited



Director

Category Code	Category of Shareholder	No of Shareholders (iii)	Total No. of Shares (iv)	Number of Shares held in dematerialized form (v)	Total Shareholding as a percentage of total number of Shares		Shares pledged or otherwise encumbered (viii)	Percentage As a (ix) = (viii)/(v)*100
					As a percentage of (A+B) (vi)	As a percentage of (A+B+C) (vii)		
(1)	(1)							
(A)	Shareholding of Promoter and Promoter Group							
(1)	Indian							
(a)	Individuals/Hindu Undivided Family	0	0	0	0.00	0.00	0.00	0.00
(b)	Central Government/ State Government (S)	0	0	0	0.00	0.00	0.00	0.00
(c)	Bodies Corporate	0	0	0	0.00	0.00	0.00	0.00
(d)	Financial Institutions/ Banks	0	0	0	0.00	0.00	0.00	0.00
(e)	Any Other (specify)	0	0	0	0.00	0.00	0.00	0.00
	Sub-Total (A) (1)	0	0	0	0.00	0.00	0.00	0.00
(2)	Foreign							
(a)	Individuals(Non resident Individuals/Foreign Individuals)	0	0	0	0.00	0.00	0.00	0.00
(b)	Bodies Corporate	0	0	0	0.00	0.00	0.00	0.00
(c)	Institutions	0	0	0	0.00	0.00	0.00	0.00
(d)	Qualified Foreign Investors	0	0	0	0.00	0.00	0.00	0.00
(e)	Any Other (specify)	0	0	0	0.00	0.00	0.00	0.00
	Sub-Total (A) (2)	0	0	0	0.00	0.00	0.00	0.00
	Total Shareholding of Promoter and Promoter Group A=(A)(1)+(A)(2)	0	0	0	0.00	0.00	0.00	0.00
(B)	Public Shareholding							
(1)	Institutions							
(a)	Mutual Funds/UTI	0	0	0	0.00	0.00	0.00	0.00
(b)	Financial Institution/Banks	0	0	0	0.00	0.00	0.00	0.00
(c)	Central Government/State Government(s)	0	0	0	0.00	0.00	0.00	0.00

(d)	Venture Capital Funds	0	0	0	0.00	0.00	0.00	0.00	0.00
(e)	Insurance Companies	0	0	0	0.00	0.00	0.00	0.00	0.00
(f)	Foreign Institutional Investors	0	0	0	0.00	0.00	0.00	0.00	0.00
(g)	Foreign Venture Capital Investors	0	0	0	0.00	0.00	0.00	0.00	0.00
(h)	Qualified Foreign Investors	0	0	0	0.00	0.00	0.00	0.00	0.00
(h)	Any Other	0	0	0	0.00	0.00	0.00	0.00	0.00
	Sub-Total (B)(1)	0	0	0	0.00	0.00	0.00	0.00	0.00
(2)	Non Institutions								
(a)	Bodies Corporate	148	4816975	4787425	61.81	61.81	0.00	0.00	0.00
(b)	Individuals- i) Individual shareholders holding nominal share capital up to Rs.1 Lakh ii) Individual shareholders holding nominal share capital in excess of Rs.1Lakh.	440	1241517	1193967	15.93	15.93	0.00	0.00	0.00
		49	1734358	1709568	22.25	22.25	0.00	0.00	0.00
(c)	Qualified Foreign Investor	0	0	0	0.00	0.00	0.00	0.00	0.00
(d)	Any Others	0	0	0	0.00	0.00	0.00	0.00	0.00
(d)	Trust	1	600	600	0.01	0.01	0.00	0.00	0.00
(d)	Clearing Member	1	280	250	0.00	0.00	0.00	0.00	0.00
	Sub-Total (B) (2)	639	7793700	7691600	100.00	100.00	0.00	0.00	0.00
	Total Public Shareholding B=(B)(1)+(B)(2)	639	7793700	7691600	100.00	100.00	0.00	0.00	0.00
	Total (A)+(B)	639	7793700	7691600	100.00	100.00	0.00	0.00	0.00
(C)	Shares held by Custodians and against which Depository Receipts have been issued. GRAND TOTAL (A)+(B)+(C)	639	7793700	7691600	100.00	100.00	0.00	0.00	0.00

Shree Nidhi Trading Company Limited

(1)(b) Statement showing holding of securities (including shares, warrants, convertible securities) of persons belonging to the category "Promoter and Promoter Group"

Sr. No.	Name of the shareholder	Details of Shares held			Encumbered shares (*)			Details of warrants			Details of convertible securities			Total shares (including underlying shares assuming full conversion of warrants and convertible securities) as a % of diluted share capital
		No. of shares held	As a % of grand total (A) + (B) + (C) (V)	As a % of grand total (VI) = (V) / (III) * 100	As a % of total (A) + (B) + (C) of sub-clause (i)(e) (VII)	Number of warrants held (VIII)	As a % of total number of the same class (IX)	Number of convertible securities held (X)	As a % of total convertible securities of the same class (XI)	(XII)				
		NIL	NIL	NIL	NIL	NIL	NIL	NIL	NIL	NIL	NIL	NIL	NIL	
Total	NIL	NIL	NIL	NIL	NIL	NIL	NIL	NIL	NIL	NIL	NIL	NIL	NIL	NIL

(*) The term "encumberance" has the same meaning as assigned to it in regulation 26(3) of the SAFT Regulations, 2011

(1) (c) Statement showing holding of securities (including shares, warrants, convertible securities) of persons belonging to the category "Public" and holding more than 1% of the total number of shares

Sr. No.	Name of the shareholder	Number of Shares held	Shares as a percentage of total number of shares (i.e. Grand Total (A)+(B)+(C) in Statement at para (i)(a) above)	Details of warrants		Details of convertible securities		Total shares including underlying shares assuming full conversion of warrants and convertible securities) as a % of diluted share capital
				Number of warrants held	As a % of total number of warrants of the same class	Number of convertible securities held	% of total convertible securities of the same class	
1	ADVANCE FABRICATION PVT. LTD.	89298	1.24	0.00	0.00	0.00	0.00	1.24
2	ANJANI VANILYA (P) LTD.	184000	2.38	0.00	0.00	0.00	0.00	2.38
3	ANUSHREE TRADELINK PVT LTD.	145944	1.87	0.00	0.00	0.00	0.00	1.87
4	AFARNAA COMMERCIALS PVT.LTD.	162874	2.34	0.00	0.00	0.00	0.00	2.34
5	EMOND COMMERCIAL PVT LTD.	205933	2.65	0.00	0.00	0.00	0.00	2.65
6	ELL A FINETEX CO PVT LTD.	112300	1.44	0.00	0.00	0.00	0.00	1.44
7	EXCEL WARE PRODUCTS PVT. LTD.	108790	1.41	0.00	0.00	0.00	0.00	1.41
8	FOREMOST TEXTILES PVT.LTD.	103700	1.32	0.00	0.00	0.00	0.00	1.32
9	GULISTAN VANILYA PVT.LTD.	80770	1.18	0.00	0.00	0.00	0.00	1.18
10	INNOVA AUTO DISTRIBUTORS PVT. LTD.	146411	1.88	0.00	0.00	0.00	0.00	1.88
11	KARIKISH VYAPAR PVT LTD.	88960	1.12	0.00	0.00	0.00	0.00	1.12
12	PETUNIA TRADES PVT LTD.	90704	1.16	0.00	0.00	0.00	0.00	1.16
13	RITUDAHIRA RETAILERS PVT.LTD.	115520	1.48	0.00	0.00	0.00	0.00	1.48
14	SCOPE VYAPAR PVT.LTD.	188518	2.42	0.00	0.00	0.00	0.00	2.42
15	SRI JAN VYAPAR PVT LTD.	389498	4.74	0.00	0.00	0.00	0.00	4.74
16	STARWISE HOUSING PVT.LTD.	108000	1.40	0.00	0.00	0.00	0.00	1.40
17	SUGAM COMMERCIAL PVT.LTD.	137351	1.76	0.00	0.00	0.00	0.00	1.76
18	SUN FLOWER VINIMAY PVT LTD.	133052	1.71	0.00	0.00	0.00	0.00	1.71
19	THRODVEY COMMERCIAL PVT.LTD.	98728	1.24	0.00	0.00	0.00	0.00	1.24
20	VIEWLINK FASHION PVT.LTD.	108900	1.41	0.00	0.00	0.00	0.00	1.41
21	WONDER VINIMAY PVT.LTD.	288275	3.48	0.00	0.00	0.00	0.00	3.48
22	HEMALATA SUDHAKAR SHETTY	194000	2.48	0.00	0.00	0.00	0.00	2.48
23	N.K. TIWARY	78640	1.02	0.00	0.00	0.00	0.00	1.02
24	RAJENDRA PRASAD SHAH	178400	2.29	0.00	0.00	0.00	0.00	2.29
25	SAJUAN KEMAR SARASWAT	150000	1.92	0.00	0.00	0.00	0.00	1.92
	Total	3869016	47.29	0.00	0.00	0.00	0.00	47.29

Shree Nidhi Trading Company Limited

Director

(i)(ii) Statement showing holding of securities (including shares, warrants, convertible securities) of persons (together with PAC) belonging to the category "Public" and holding more than 5% of the total number of shares of the company

Sl. No.	Name(s) of the shareholder(s) and the Persons Acting in Concert (PAC) with them	Number of Shares	Shares as a percentage of total number of shares (A)+(B)+(C) indicated in Statement at para (i)(e) above	Number of warrants	Details of warrants		Details of convertible		Total Shares (including underlying shares assuming full conversion of warrants and convertible securities) as a % of diluted share capital
					As a % total number of warrants of the same class	Number of convertible securities held	% with total number of convertible securities of the same class		
		NIL	NIL	NIL	NIL	NIL	NIL	NIL	NIL
Total		NIL	NIL	NIL	NIL	NIL	NIL	NIL	NIL

(i)(d) Statement showing details of locked-in shares:

Sl.No.	Name of the Shareholder	Number of locked-in shares	Locked-in shares as a percentage of total number of shares (A)+(B)+(C) indicated in statement at para (i)(a) above	Promoter/Promoter Group/Public
1		NIL	NIL	NIL
Total		NIL	NIL	NIL

(ii)(a) Statement showing details of Depository Receipts (DRs)

Sl.No.	Type of outstanding DR (ADRs, GDRs, SDRs etc.)	Number of outstanding DRs	No of shares underlying outstanding DRs	Shares underlying outstanding DRs as a percentage of total number of shares (A)+(B)+(C) indicated in Statement at para (i)(e) above
1		NIL	NIL	NIL
Total		NIL	NIL	NIL

(ii)(b) Statement showing holding of Depository Receipts (DRs), where underlying shares held by promoter/promoter group are in excess of 1% of the total number of shares

Sl.No.	Name of the DR Holder	Type of outstanding DR (ADRs, GDRs, SDRs, etc.)	No of shares underlying outstanding DRs	Shares underlying outstanding DRs as a percentage of total number of shares (A)+(B)+(C) indicated in statement at para (i)(e) above
1			NIL	NIL
Total			NIL	NIL


Shree Nidhi Trading Company Limited

Director

II)(a) Statement showing the voting pattern of shareholders, if more than one class of shares/securities is issued by the issuer.						NOT APPLICABLE	
Name of the Company :							
Category Code	Category of Shareholder	Number of Voting Rights held in each class of securities			Total Voting Rights (III+IV+V)	Total Voting rights i.e. (VI)	
		Class X (III)	Class Y (IV)	Class Z (V)	(VI)	As a percentage of (A+B) (VII)	As a percentage of (A+B+C) (VIII)
(I)	(II)						
(A)	Promoter and Promoter Group						
(1)	Indian						
(a)	Individuals/Hindu Undivided Family						
(b)	Central Government/State Government(s)						
(c)	Bodies Corporate						
(d)	Financial Institutions/Banks						
(e)	Any Other (specify)						
	Sub-Total (A) (1)						
(2)	Foreign						
(a)	Individuals (Non-Resident Individuals/ Foreign Individuals)						
(b)	Bodies Corporate						
(c)	Institutions						
(d)	Any Other (specify)						
	Sub-Total (A) (2)						
	Total Shareholding of Promoter and Promoter Group (A)=(A)(1)+(A)(2)						
(B)	Public Shareholding						
(1)	Institutions						
(a)	Mutual Funds/UTI						
(b)	Financial Institutions/Banks						
(c)	Central Government/State Government(s)						
(d)	Venture Capital Funds						
(e)	Insurance Companies						
(f)	Foreign Institutional Investors						
(g)	Foreign Venture Capital Investors						
(h)	Any Other (specify)						
	Sub-Total (B) (1)						
(2)	Non-Institutions						
(a)	Bodies Corporate						
(b)	Individuals -						
	i. Individual shareholders holding nominal share capital to Rs.1 Lakh.						
	ii. Individual shareholders holding nominal share capital in excess of Rs.1 Lakh.						
(c)	Any Other (specify)						
	Sub Total (B)(2)						
	Total Public Shareholding (B)=(B)(1)+(B)(2)						
	TOTAL (A)+(B)						
(C)	Shares held by Custodians and against which Depository Receipts have been issued						
	GRAND TOTAL (A)+(B)+(C)						

Note : Class X : Equity Shares
Class Y : Preference Shares
Class Z : Unclassified Shares

Shree Nidhi Trading Company Limited



Director